

Outbreaks of Illness: 2013 End of Year Report

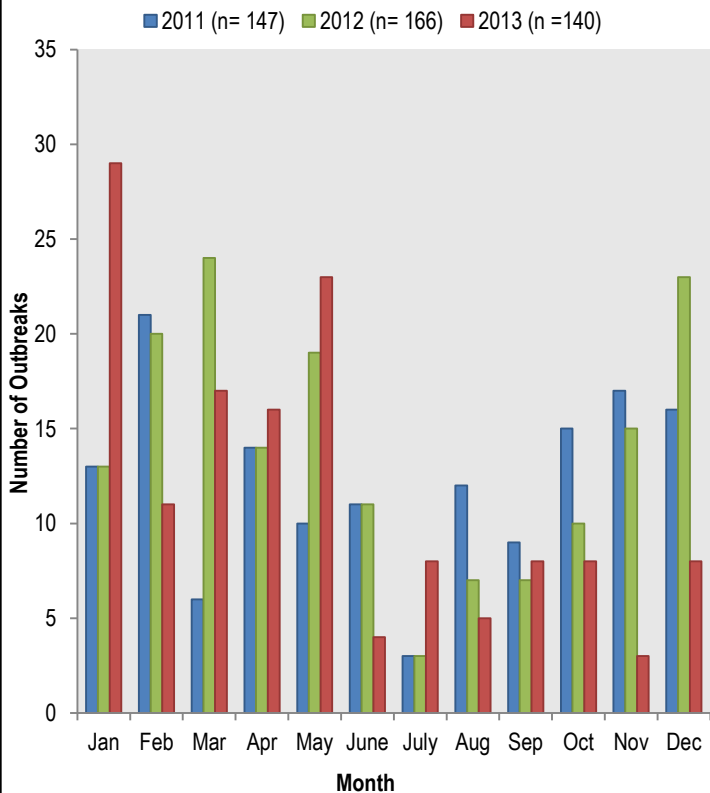


Outbreaks occur when there is an increase in the number of disease cases, above what would normally be expected within a specific place or group of people and within a certain period of time. In 2013, 161 outbreaks were investigated by Maricopa County Department of Public Health (MCDPH). Of those 161 outbreaks, 21 were ruled out. This report describes trends and provides summary statistics for outbreaks occurring in Maricopa County in 2013. For more information, please contact the Office of Epidemiology at MCDPH (602) 372-2605.

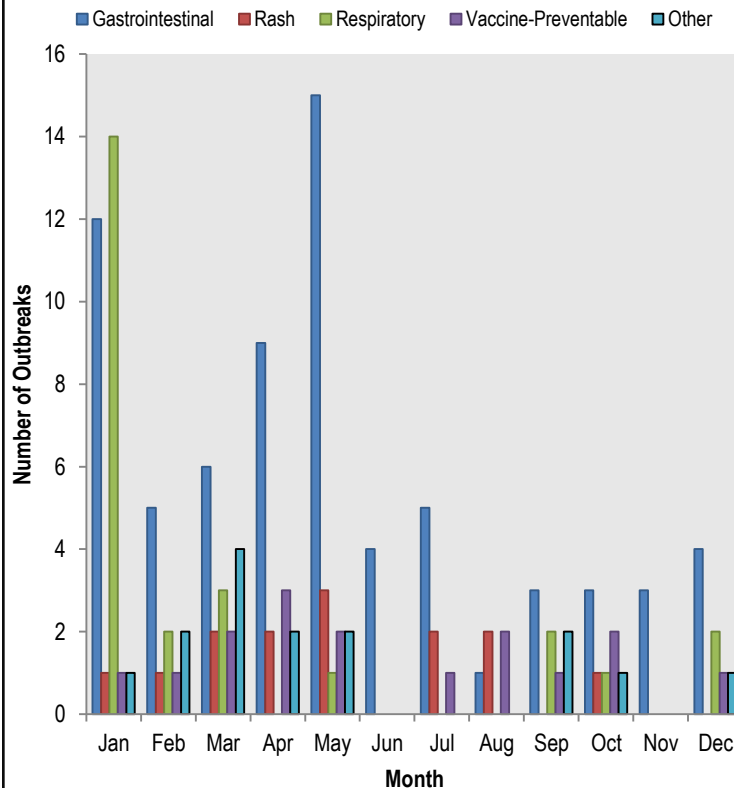
Characteristics of Reported Outbreaks: Maricopa County, 2013	
Year Total*	Number of Persons Ill per Outbreak†
140	2 =Minimum 94 =Maximum 7 =Median
<small>*21 reported outbreaks were later ruled-out and not included in this summary †For cases whom information was available</small>	

2013 Outbreaks by Etiology			
Gastrointestinal	70 (50%)	Respiratory	23 (16%)
E. coli	2 (1%)	Influenza	5 (3%)
Enterobiasis	1 (1%)	Influenza-like Illness	4 (3%)
Hepatitis A	1 (1%)	Respiratory Syncytial Virus (RSV)	4 (3%)
Norovirus	29 (21%)	Strep Throat (Type A, non-invasive)	5 (3%)
Salmonella	3 (2%)	Streptococcus pneumoniae	1 (1%)
Shigella	5 (3%)	Respiratory- Unknown Type	4 (3%)
Gastrointestinal- Unknown Type	29 (21%)		
		Vaccine-Preventable	16 (11%)
Other	12 (8%)	Pertussis	9 (6%)
Bed Bugs	1 (1%)	Varicella	7 (5%)
Conjunctivitis	3 (2%)		
Hand, Foot, and Mouth Disease	2 (1%)		
Head Lice	6 (4%)		
Rash	19 (14%)		
Fifth Disease	3 (2%)		
Fungal Dermatitis	1 (1%)		
Hand, Foot, and Mouth Disease	2 (1%)		
Scabies	11 (8%)		
Swimmer's Itch	1 (1%)		
Rash- Unknown Type	1 (1%)		

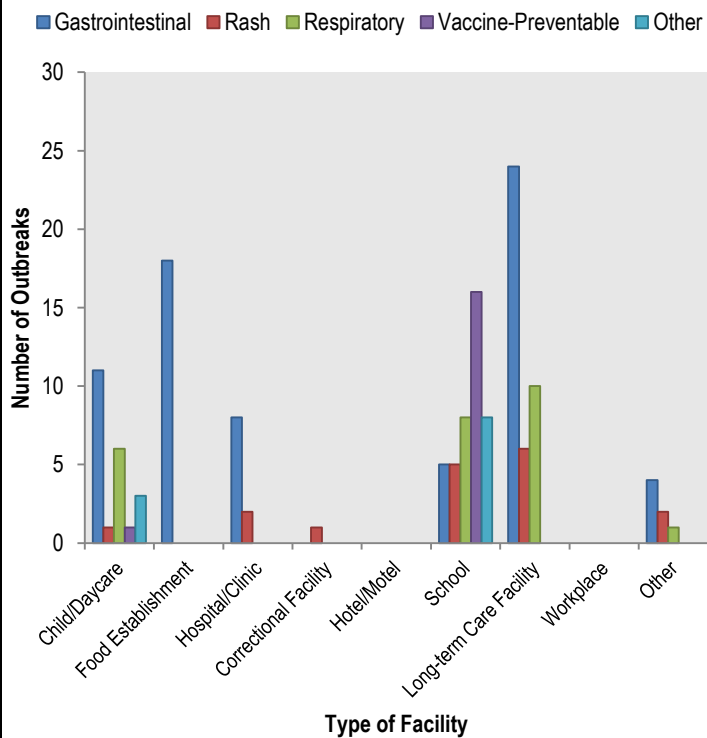
Number of Outbreaks Reported by Month 2011-2013



Number of Outbreaks Reported by Type and Month (n=140)



Number of Outbreaks by Type and Facility 2013 (n=140)



Percentage of Gastrointestinal Outbreaks by Etiology 2013

