

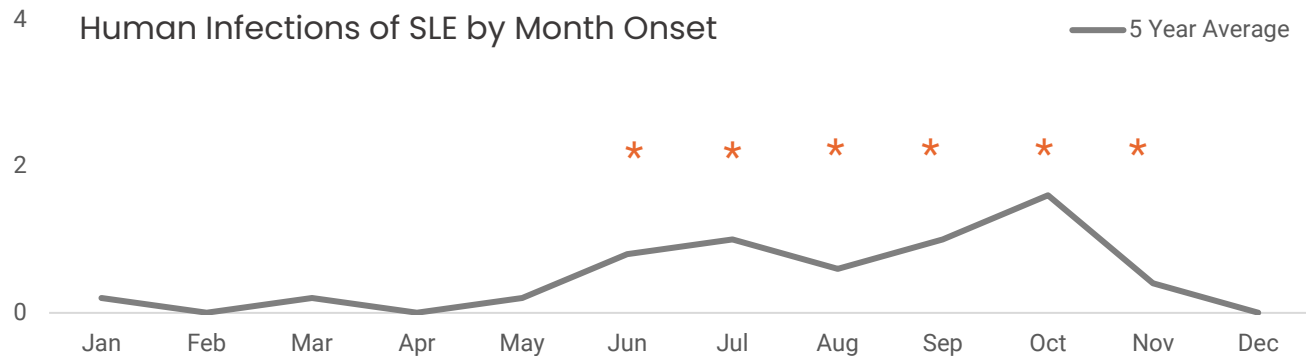
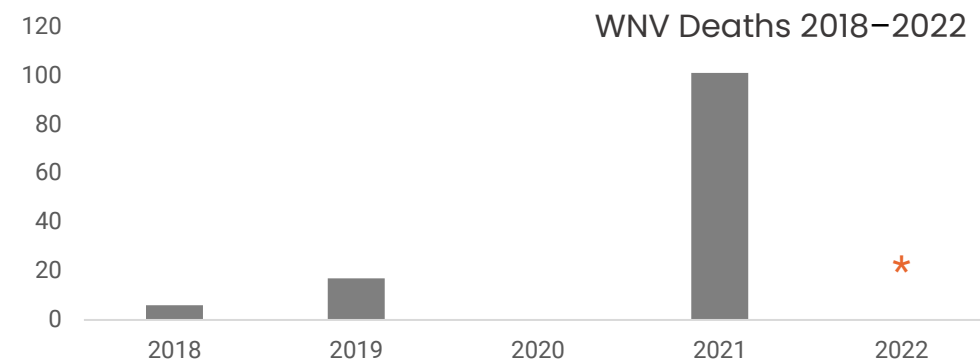
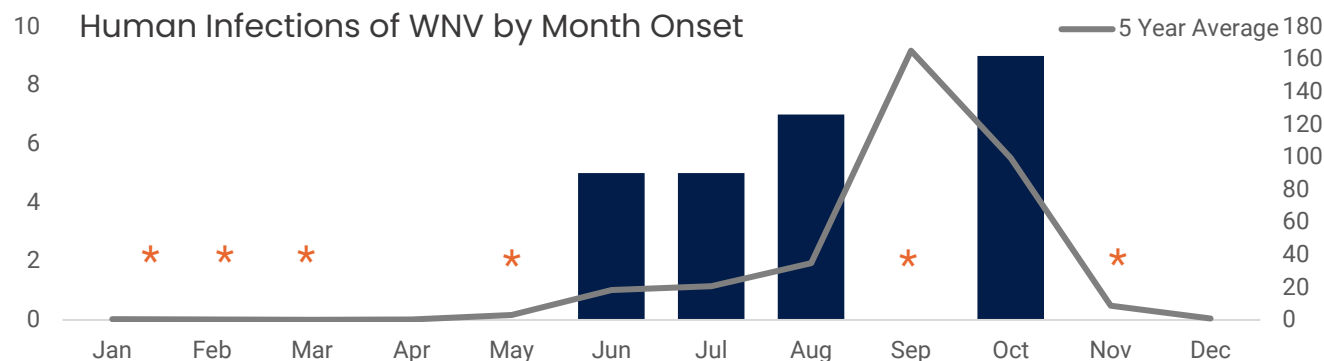
West Nile Virus & St. Louis Encephalitis End of Year Report, 2022

West Nile virus (WNV) arrived in Arizona in 2003 and is now endemic in Maricopa County. St. Louis encephalitis virus (SLE) is a rare mosquito-borne disease in Maricopa County. Maricopa County Department of Public Health Division of Epidemiology and Informatics collaborates with the Maricopa County Environmental Services Department Vector Control Division to identify and monitor areas of WNV and SLE activity. This report describes trends in human infections during 2022. **Numbers included in this report are preliminary.**

| Year Total* | Non-neuroinvasive | Neuroinvasive | Hospitalized | Deaths | Sex at Birth M/F | Median Age (IQR) |
|-------------|-------------------|---|--|--------|------------------|------------------|
| WNV 46** | 13 Fever | 27 Encephalitis 6 Meningitis/Other Neuro | 33 Neuroinvasive <5 Non-neuroinvasive | <5 | 30/16 | 66 (53-73) |
| SLE 9 | <5 Fever | 5 Encephalitis <5 Meningitis | 7 Neuroinvasive <5 Non-neuroinvasive | <5 | */<5 | 50 (36-66) |

*Cases are counted in the year in which they are reported to Public Health. Ten WNV cases and one WNV death in the year total had illness onset or incubation in 2021.
**WNV viremic donors who did not become symptomatic (n=2) and those who did not have fever or neurological illness (n=6) are not included in year total.

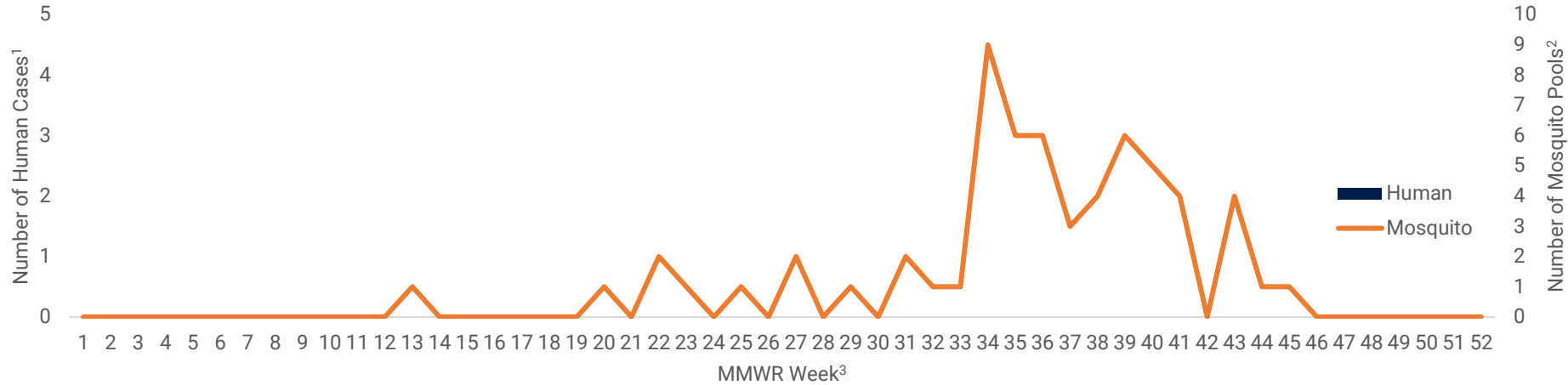
*The difference in the mean age of WNV survivors (61 yrs) vs deaths (82 yrs) was not statistically significant ($\alpha=0.05$).
†The difference in the mean age of SLE survivors (47 yrs) vs deaths (68 yrs) was not statistically significant ($\alpha=0.05$).



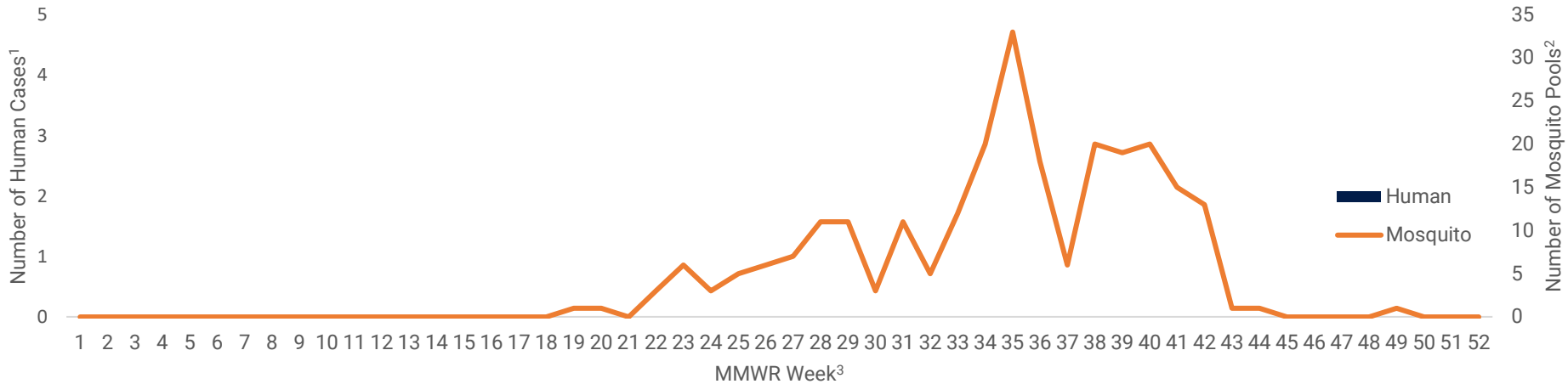
*Data are suppressed to prevent identification of cases due to small number (< 5) of cases

West Nile Virus & St. Louis Encephalitis End of Year Report, 2022

Human Infections of WNV^{1,3,*} and WNV Positive Mosquito Pools by MMWR Week



Human Infections of SLE^{1,3,*} and SLE Positive Mosquito Pools by MMWR Week



¹ A human case is an individual infected with WNV or SLE and with a clinically compatible illness.

² Mosquito pools are a collection of mosquitoes collected by MCESD from a county trap that tested positive for WNV or SLE.

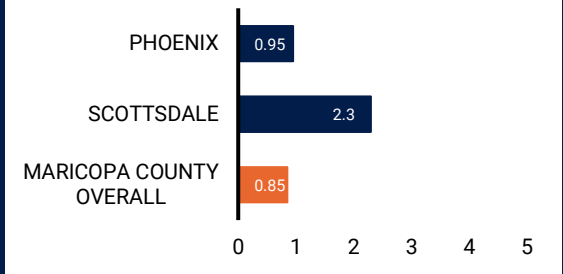
³ Human data are based on date of symptom onset; mosquito data are based on date of mosquito collection.

*Data are suppressed to prevent identification of cases due to small number (< 5) of cases



Rates of Human Illness per 100,000 Population Maricopa County Overall Rate and Cities[§] with Highest Rates

WNV



SLE Maricopa County Overall 0.2[‡]

[‡]Due to the low number of cases in 2022, rates of human SLE illness by cities was not done.

[§]Rates for cities with ≥ 100,000 populations and case counts >4 shown.